

**RUSH
WITT &
WILSON**



**14 Wentworth Close, Bexhill-On-Sea, East Sussex TN40 2PQ
£359,000**

A beautifully presented three bedroom link detached house comprising living room, conservatory, kitchen/breakfast room, three double bedrooms, downstairs toilet and modern bathroom suite. Other internal benefits include gas central heating to radiators and double glazed windows and doors throughout. Externally the property boasts off road parking for multiple vehicles, garage and well maintained rear garden. Ideally located in this sought after residential location with in easy reach of Ravenside Retail Centre and Bexhill seafront. Viewing comes highly recommended by RWW sole agents. Council Tax Band D.



Entrance Hallway

Obscured glass panelled door, window to the front elevation, stairs leading to first floor, radiator, fitted work bench and drawers under the stairs providing home office area.

Living Room

16'2" x 10'9" (4.94 x 3.28)

Double glazed windows to the front elevation, radiator, feature fireplace with tiled surround, door leading out to the conservatory.

Conservatory

17'5" x 7'5" (5.32 x 2.28)

Windows and doors to the rear and side elevation, radiator.

Kitchen/Breakfast Room

13'7" x 10'2" (4.15 x 3.12)

Fitted kitchen comprising a range of matching wall and base level units with laminate straight edge worktop surfaces, one and half bowl sink with drainer and mixer tap, integrated electric oven and grill, four ring gas hob with extractor canopy above, space for freestanding fridge and freezer, space and plumbing for washing machine and tumble dryer, tiled splashbacks, double glazed windows to the rear elevation, radiator.

Downstairs Cloakroom

Suite comprising wc with low level flush, floating wash hand basin with hot and cold tap, radiator, part tiled walls.

First Floor Landing

With access to loft space via loft hatch, double glazed windows to the front elevation.

Bedroom One

14'10" x 9'8" (4.53 x 2.97)

Double glazed windows to the rear elevation, radiator, built in wardrobe cupboards with mirrored sliding doors, hanging space and shelving.

Bedroom Two

11'1" x 9'10" (3.38 x 3.00)

Double glazed windows to the rear, radiator, built in wardrobe cupboards with mirrored sliding doors hanging space and shelving.

Bedroom Three

9'10" x 7'5" (3.00 x 2.27)

Double glazed windows to the front elevation with distant views across Bexhill and countryside, radiator.

Bathroom

Suite comprising wc with low level flush, pedestal mounted wash hand basin with mixer tap, panelled bath with chrome controls and chrome wall mounted shower controls and chrome showerhead, tiled walls, radiator, obscured double glazed windows to the front elevation.

Outside**Front Garden**

Driveway providing off road parking for multiple vehicles.

Rear Garden

Mainly laid to lawn with small trees and shrubs of various kinds, patio area suitable for alfresco dining, fenced and enclose to all sides, side access is available.

Garage

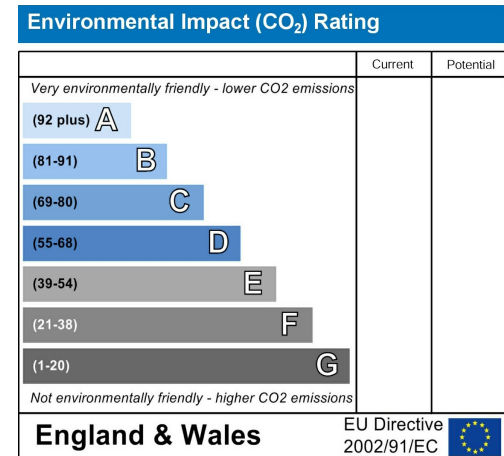
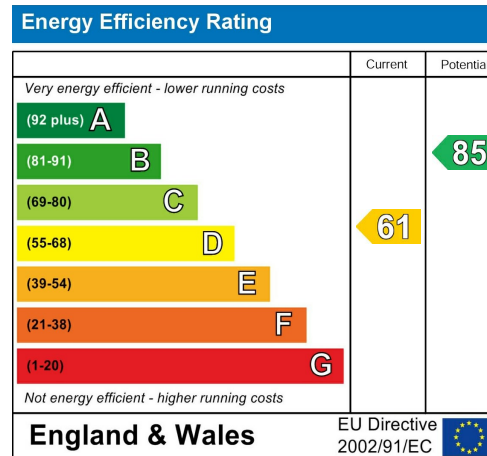
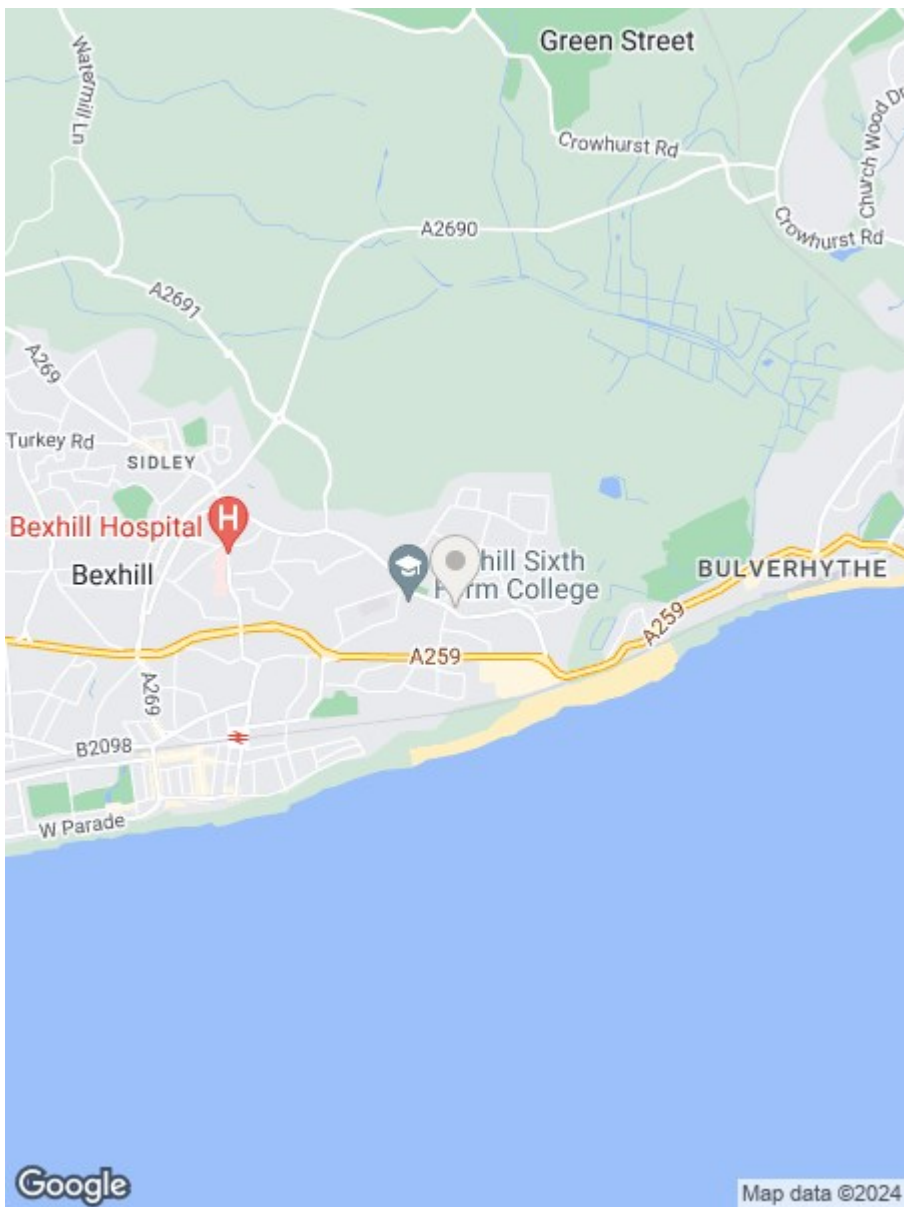
With up and over door, glass panelled door to the rear giving access onto the rear garden.

Agents Note

None of the services or appliances mentioned in these sale particulars have been tested. It should also be noted that measurements quoted are given for guidance only and are approximate and should not be relied upon for any other purpose.







**RUSH
WITT &
WILSON**

**Residential Estate Agents
Lettings & Property Management**



**3 Devonshire Road
Bexhill-on-Sea
East Sussex
TN40 1AH
Tel: 01424 225588
bexhill@rushwittwilson.co.uk
www.rushwittwilson.co.uk**